





Biblical Visualization

- Definition #1
 - Engaging your mind to comprehend a scene based on Biblical indicators and Scriptural resources with the goal of perceiving the text more fully.




Biblical Visualization

- Definition #2
 - It is the use of sanctified imagination to develop a sensory (sight, sound, taste, touch, smell) understanding of a section of Biblical text.




Biblical Visualization

- We are designed to use imagination to understand the sensory description of how scenes look, sound, smell and feel.
- Thanks to our 21st Century technology, we are less engaged in reading. Instead, internet videos, television and movies spoon-feed our lazy minds.



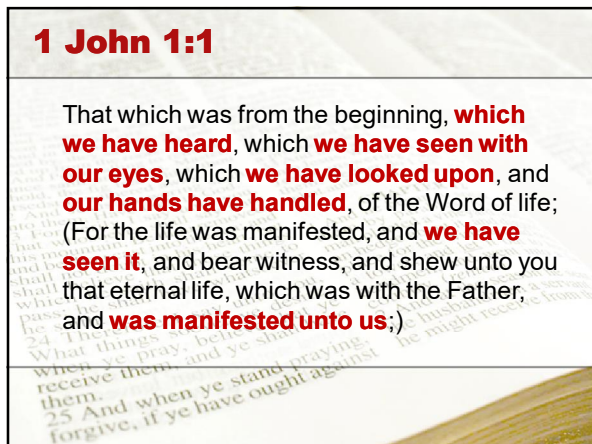
Biblical Visualization

- When the Biblical text gives us descriptions or even clues about the sights and sounds of the text ... it's our job to make that sensory connection for ourselves first and our congregations after that.



1 John 1:1


That which was from the beginning, **which we have heard**, which **we have seen with our eyes**, which **we have looked upon**, and **our hands have handled**, of the Word of life; (For the life was manifested, and **we have seen it**, and bear witness, and shew unto you that eternal life, which was with the Father, and **was manifested unto us**;))



Biblical Visualization

Dangers To Avoid

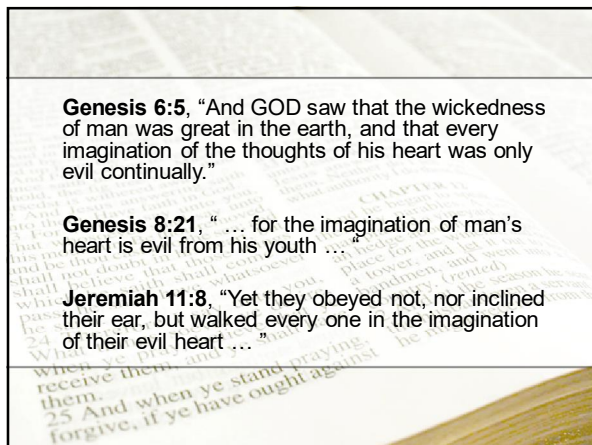
Danger #1: Looking in your own mind instead of in the text.



Genesis 6:5, "And GOD saw that the wickedness of man was great in the earth, and that every imagination of the thoughts of his heart was only evil continually."

Genesis 8:21, "... for the imagination of man's heart is evil from his youth ..."

Jeremiah 11:8, "Yet they obeyed not, nor inclined their ear, but walked every one in the imagination of their evil heart ..."




Biblical Visualization

Dangers To Avoid

Danger #1: Looking in your own mind instead of in the text.

Danger #2: Looking for sensory clues in order to make yourself look clever.


Danger #3: This is NOT the first step in your study of a text.



Biblical Visualization

Examples of Biblical Visualization


- “The Message From The Mountain” in Exodus 19-20



Biblical Visualization

Examples of Biblical Visualization


- “You’re In Good Hands” from John 10:28-30



Biblical Visualization


Examples of Biblical Visualization

- “Unity In The Body” from Philippians 2:1-4 and Acts 16




Biblical Visualization
Seven Steps For Biblical Visualization

- **STEP 1:** Read the text. Read the text. Read before the text. Read after the text. Read everything related to the text. Read the text.
- **STEP 2:** Strongly consider repeating Step 1.




Biblical Visualization
Seven Steps For Biblical Visualization

- **STEP 3:** Assume a perspective.
- **STEP 4:** Investigate cultural issues.
- **STEP 5:** What does it look like?
- **STEP 6:** What does it sound like?



Biblical Visualization
Seven Steps For Biblical Visualization

- **STEP 6:** What does it sound like?
- **STEP 7:** Keep yourself in check.



Biblical Visualization

“What we need to do is take a passage of Scripture and so carefully and accurately reconstruct the context of it that the scene comes to life. We see it first ourselves. Then we take our listeners to the spot in imagination. We make them see and hear what happened so vividly that the passage will live forever in their minds and hearts.”

Peter Marshall (1902-1949)



Biblical Visualization

Visualization Exercise

- Read John 4:5-42 for sensory clues that help us understand the message.